

Medical Billing & Coding

Coursework 102

Anatomical Direction Terms

Coursework 102





Anatomical Directional Term

TERM	MEANING
anterior (ventral)	toward the front (belly) of the body
posterior (dorsal)	toward the back of the body
lateral	toward the side of the body
medial	toward the midline of the body
proximal	nearer to the point of attachment
distal	farther from the point of attachment

Medical Billing & Coding Program



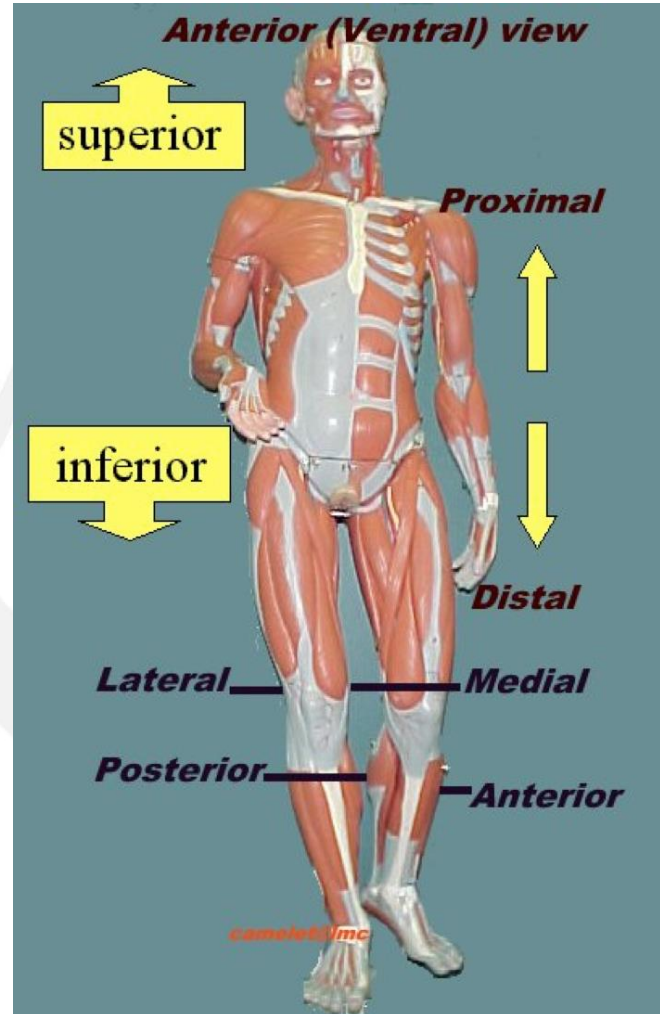
TERM	MEANING
superior	above
inferior	below
cranial (cephalic)	toward the head
caudal	toward the lower end of the spine
superficial (external)	close to surface of the body
deep (internal)	close to the center of the body

Medical Billing & Coding Program



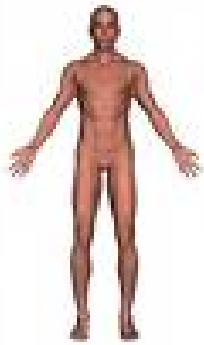
TERM	MEANING
frontal plane	also known as a coronal plane, is made at right angles to the midline and divides the body into anterior and posterior parts
sagittal plane	passes from front to back and divides the body into right and left portions, if the plane passes through the midline, it is a mid-sagittal or medial plane
transverse plane	passes horizontally dividing the body into superior and inferior parts

Medical Billing & Coding Program



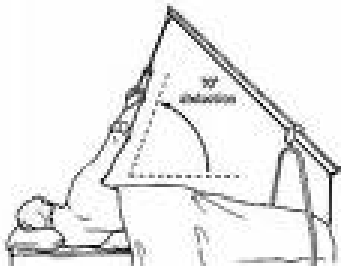


Body Positions



Anatomic Position


standing erect, facing forward, arms at sides, palms forward, legs parallel, and toes pointed forward



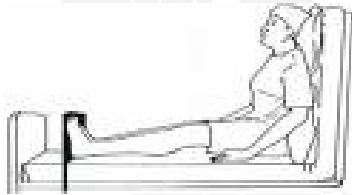
Decubitus Position

lying down, specifically according to the part of the body resting on a flat surface, as in left or right lateral decubitus, or dorsal or ventral decubitus

Medical Billing & Coding Program



Dorsal Recumbent Position
on back, with legs bent and separated,
feet flat



Fowler Position
on back, head of bed raised 45 or 90
degrees, knees can be supported
for comfort



Knee-Chest Position
on knees, head and upper chest on table,
arms crossed above head

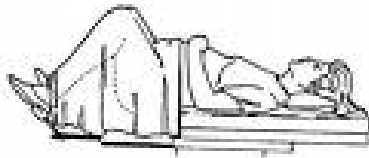


Right Lateral Recumbent



Left Lateral Recumbent

Right/Left Lateral Recumbent Position
on right/left side, left/right leg drawn up



Lithomy Position
on back, legs flexed on abdomen, thighs apart



Supine

Supine
Laying Face up




Prone

Prone
Laying Face down



Sims Position

on left side, right leg drawn up high and forward, left arm along back, and chest forward resting on bed



Trendelenburg

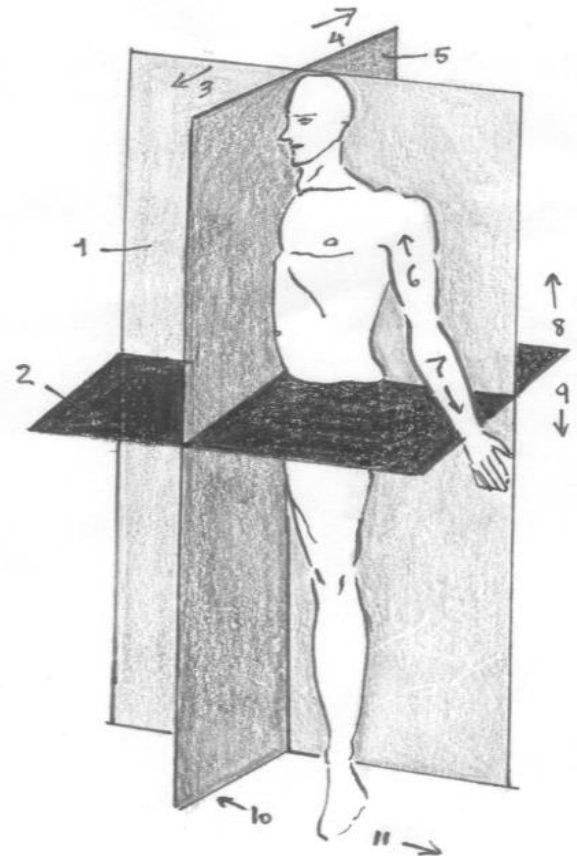
Position on back with head lowered by tilting bed back at 45 degree angle



Body Planes

Planes are imaginary horizontal and vertical lines used to divide the body into sections. A vertical plane is an up and down line at a right angle to the horizon. A horizontal plane is a flat, crosswise line like the horizon.

PLANES / DIRECTIONAL TERMS

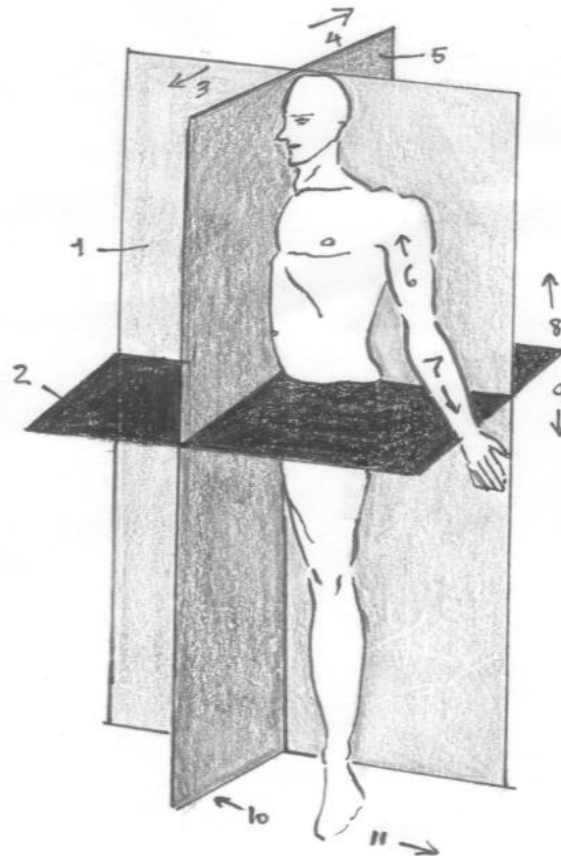


Medical Billing & Coding Program



1. Superior
2. Inferior
3. Medial
4. Lateral
5. Midsagittal
6. Proximal

PLANES / DIRECTIONAL TERMS



Medical Billing & Coding Program



7. Distal

8. Superior

9. Inferior

10. Medial

11. Lateral

PLANES / DIRECTIONAL TERMS

