



Road to Student Success




How to make good grades!

Attendance & Grades




Good Attendance + Good Grades = Academic Success




Chronic absenteeism in
grade 9 predicted 77
percent of dropouts

How does Attendance effect Student Success

Students who attend school
regularly have been shown
to achieve at higher
levels than students who
do not have regular
attendance.



Research shows that missing 10 percent of
the school, or about 18 days in most
school districts, negatively affects a
student's academic performance. That's
just two days a month and that's known as
chronic absence.





Attendance

- 90% Attendance Law
- Student's loose credit and are required to make up the time.
- Being in attendance each day reduces stress and anxiety
- Students know what's going on and are prepared for school


Do I have to go?






What are good Grades

*Setting expectations:
Start strong*





Everybody wants them but how do you get'em

- 
- Check grades regularly through Ascender
 - Set Alerts -Hold them accountable for their grades
 - Set homework/study times at home
 - Allow them to be advocates for their learning
 - Stay in communication with the teacher. (Remind, email or phone call)
 - Attend Tutor
 - Utilize Buff Time
 - Give a good effort - No missing assignments



6 Credits = Sophomore
13 Credits = Junior
19 Credits = Senior

How do I get promoted?



ACADEMIC ACHEIVEMENT RECORD

TRANSCRIPT

Name: [REDACTED]

Student ID: [REDACTED]

Birth Date: [REDACTED]

Gender: [REDACTED]

Hispanic/Latino: [REDACTED]

Race: [REDACTED]

Par/Guard: [REDACTED]

District: SCHERTZ-CIBOLO-UNIVERSAL CITY ISD

School: 001 SAMUEL CLEMENS HIGH SCHOOL

Sch Addr: 1001 ELBEL ROAD

SCHERTZ, TX 78154

Sch Phone: (210) 945 -6501

CBCC: 446365

TEXAS Grant Ind: 6

Exit Level Assessment		EOC Assessments		Schools Awarding Credit		
Eng Lang Arts:	Science:	15-2018 Algebra 1	Approaches	2018 094902 041	2019 094902 001	
Mathematics:	Social Studies:	15-2019 Biology 1	Approaches	2020 094902 001	2021 094902 001	
		15-2019 English 1	Approaches	2022 094902 001		
		15-2020 English 2	Waived			
		15-2021 U.S. History	Approaches			

	Svc ID	SE	Sem 1	Sem 2	Avg	Cr		Svc ID	SE	Sem 1	Sem 2	Avg	Cr
Language Arts													
2018/2019 ENG 1	03220100	Q	087	079	083	1.0							
2019/2020 ENG 2	03220200	H	085	P	089	1.0							
2020/2021 ENG 3	03220300	D	091	094	093	1.0							
2021/2022 ENG 4	03220400	D	084			0.5							
Mathematics													
2017/2018 ALG 1	03100500	J Q	090	089	090	1.0							
2018/2019 GEOM	03100700	Q	083	082	083	1.0							
2019/2020 ALG 2	03100600	H	076	P	077	1.0							
2020/2021 PRE CALC	03101100		097	090	094	1.0							
2021/2022 STATS	03102530		094			0.5							
Science													
2018/2019 BIO	03010200	Q	084	090	087	1.0							
2019/2020 CHEM	03040000	H	083	P	089	1.0							
Social Studies													
2018/2019 W GEO	03320100	Q	086	090	088	1.0							
2019/2020 APWHIST	A3370100	P	072	P	078	1.0							
2020/2021 US HIST	03340100	D	087	091	089	1.0							
Econ/Free Ent													
2021/2022 ECO-FE	03310300	D	092		092	0.5							
Health													

ACADEMIC ACHEIVEMENT RECORD

TRANSCRIPT

P.E./Equivalent

2018/2019 SUBCHLDG	PES00013	100	100	100	1.0
2019/2020 PEFOUND	PES00052	100	P	100	1.0
2020/2021 PEAA	PES00054	100	100	100	1.0
2021/2022 PEITS	PES00055	100			0.5

Other Languages

2017/2018 SPAN 1	03440100 J Q	090	092	091	1.0
2018/2019 SPAN2	03440200	095	098	097	1.0

Fine Arts

2017/2018 TH1	03250100 J	094	091	093	1.0
---------------	------------	-----	-----	-----	-----

Career/Tech Ed

2018/2019 PRINHLSC	13020200	094	092	093	1.0
2019/2020 HLTHSCI	13020400	099	P	100	1.0
2019/2020 MEDTERM	13020300	100	P	099	1.0
2020/2021 MICRO	13020700 D 4	090	085	088	1.0
2020/2021 PRACHLS2	13020510	094		094	1.0
2020/2021 PROFCOMM	13009900 4 *		100	100	0.5
2021/2022 ANATPHYS	13020600 4	097			0.5

Credit Totals(State): 26.5
 State: 26.5
 Local: 0.0



Date of Class Rank: 12/01/2021
 Rank: 109
 GPA: 95.6000
 CPR Dt Completed: 05/27/2021
 Speech Dt Completed: 05/27/2021
 POII Dt Completed: 05/27/2021

Quartile: 1
 Class Size: 601
 College 4 point: 3.2000
 Signature and Title of School Official:

Date of Certificate of Coursework Completion:
 Date of Graduation:
 Graduation Program Type: FHS Program Distinguished(Pursuing)
 Endorsements: Public Services(Pursuing), Multi Disciplinary Studies(Pursuing)



Notes: A passing grade is 70 or above. P=Pass F=Fail; # = 3rd or 4th part of the course; * = No credit awarded due to excessive absences; Texas Grant Indicator 1,2 & 5 = Eligible; SE = Special Explanation Code; A=AdvTechCr; C=Correspondence Course; D=Dual Credit; E=Credit By Exam (80%); G=Gifted/Talented; H=Honors; I=IB Course; J=Course Completed Prior to Grade 9; K=Pre IB Course; L=Local Credit; M=Magnet Course; P=AP Course; Q=Pre AP Course; R=Summer School, Night School, or other instructional arrangement; T=Credit Awarded by Examination (70%); V=Modified Content; X=Innovative Course; Z=Distance Learning; 1=PE equivalency or PE waiver; 2=Part of a coherent sequence of CTE courses; 3=Transfer credit from non-Texas public school; 4=CTE course that satisfy another graduation requirement; 7=TEKS-based; 8=Course to satisfy LOTE reqmnts; 9=To satisfy 4th science reqmnts FHSP; 10=FHSP course; DNR=Does Not Rank; POII=Peace Officer Interaction Instruction. Refer to current Minimum Standards for Appropriate Use.

Feedback



Questions?