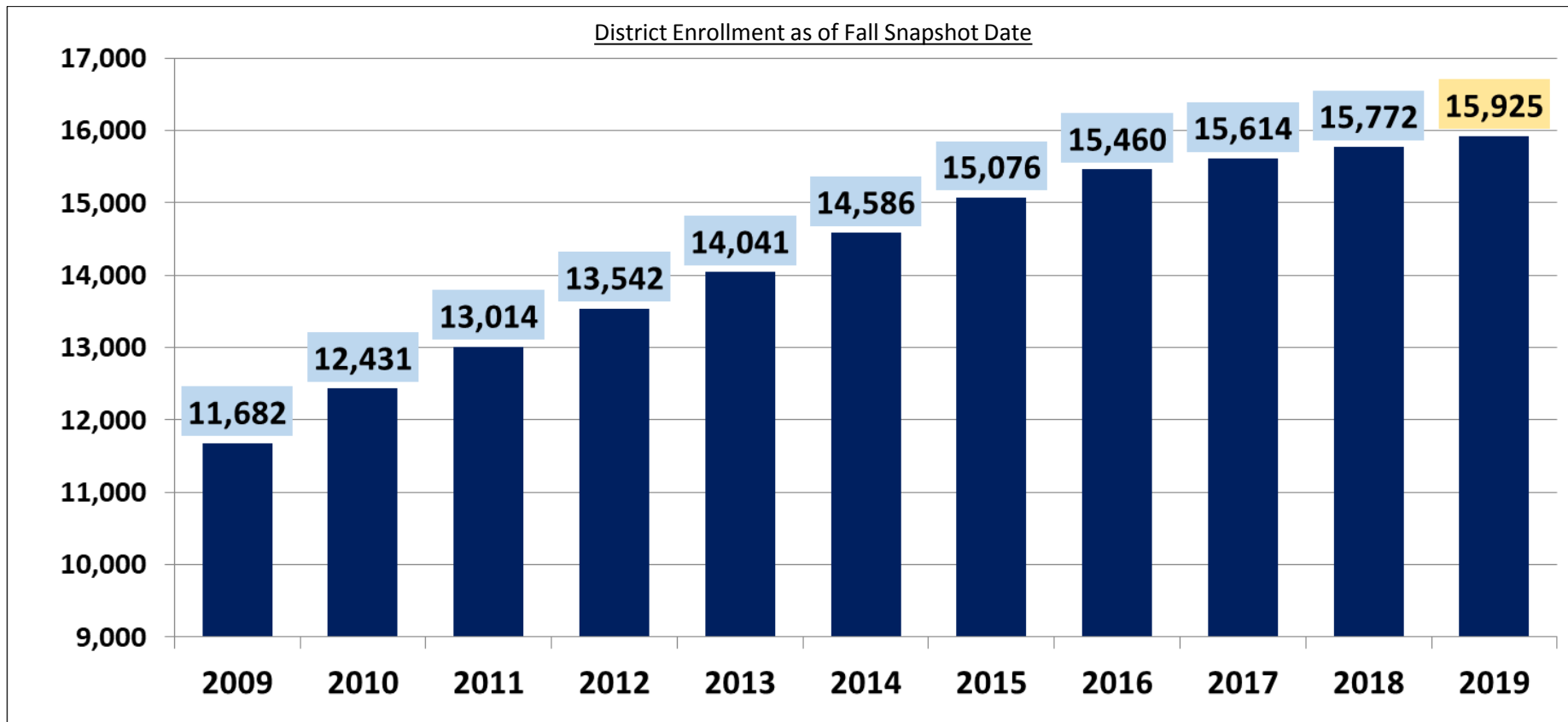




S.C.U.C. ISD ENROLLMENT HISTORY (PK-12): FALL 2009-FALL 2019

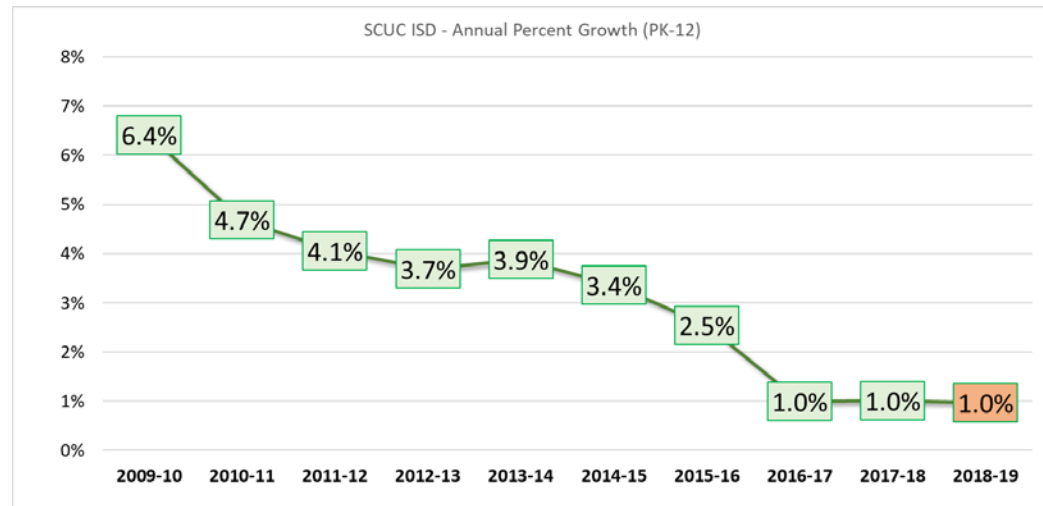
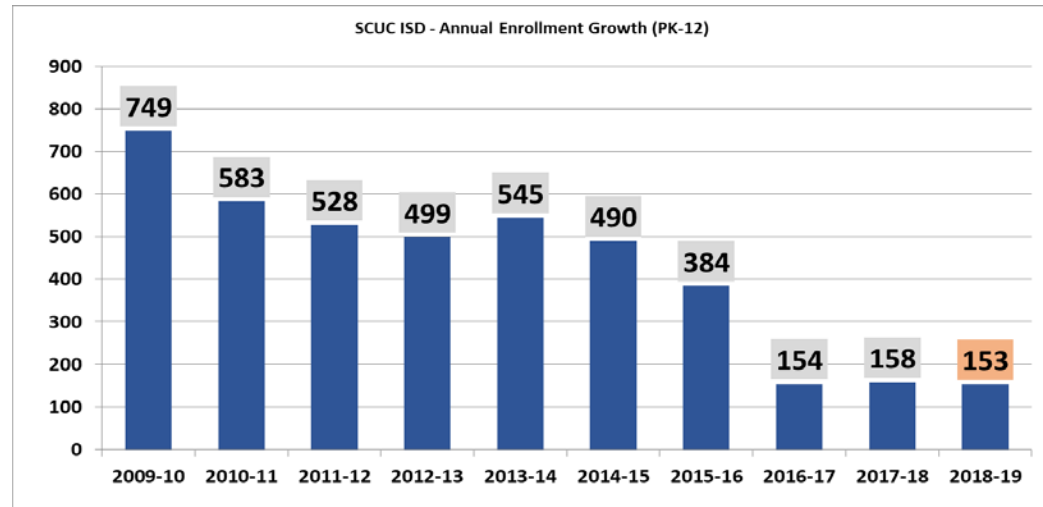


- District enrollment climbs to a record 15,925 students in the fall of 2019
- SCUC ISD enrollment has increased by 1,339 students over the past five years and is up by 4,243 students since 2009



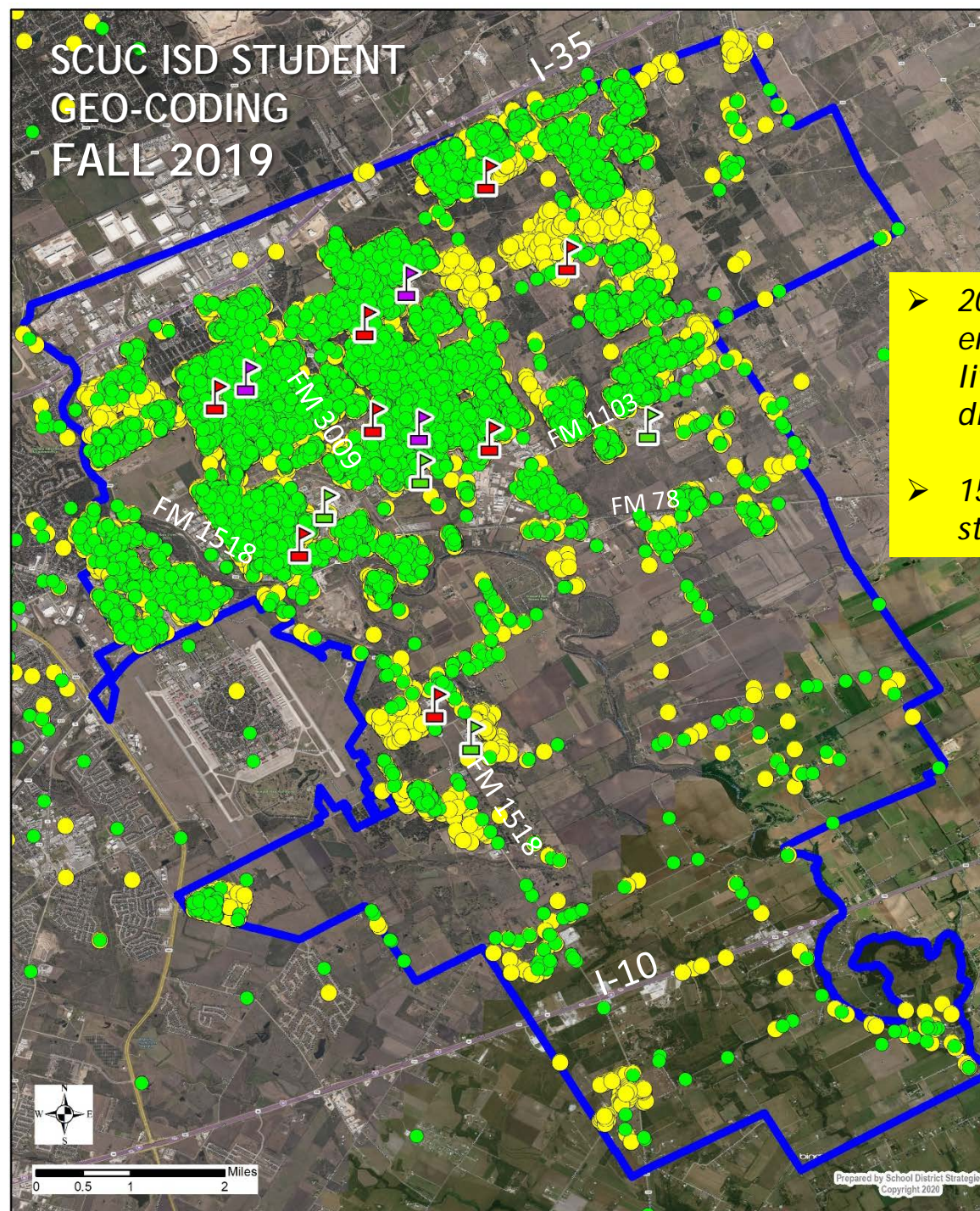
S.C.U.C. ISD ENROLLMENT HISTORY: ANNUAL GROWTH 2009-2019

- Total enrollment increased by 153 students from 2018 to 2019
- District enrollment has averaged a 1.8% annual increase since 2014, but the rate of growth has slowed to 1.0% per year for three consecutive years





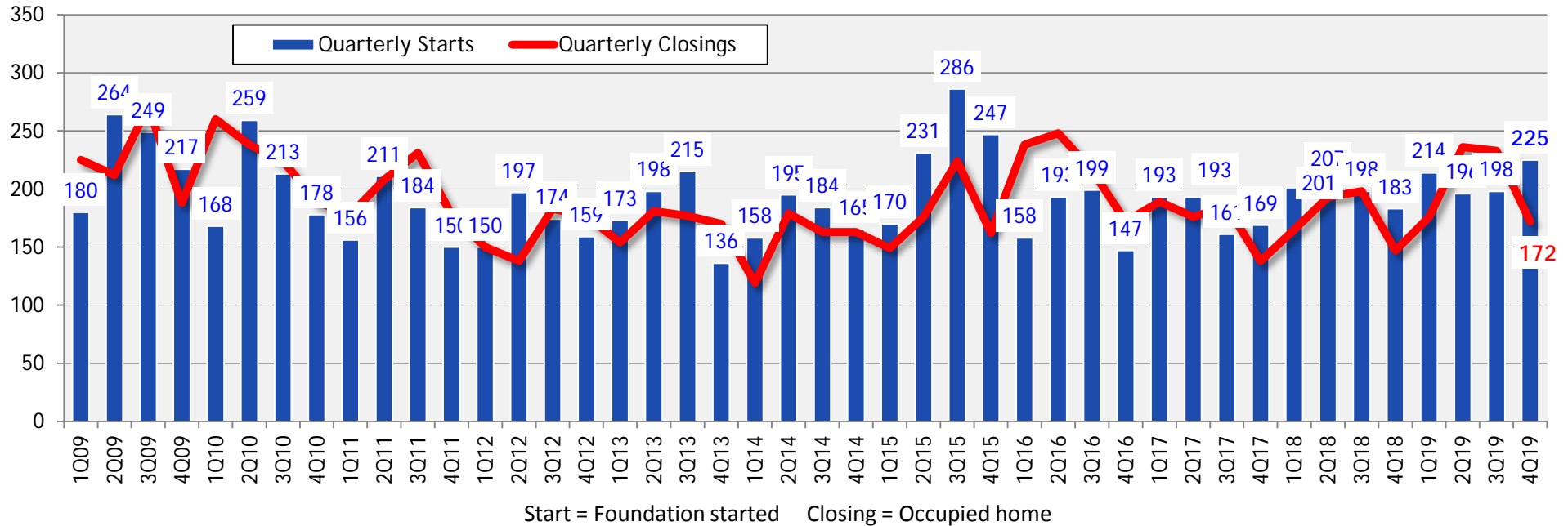
SCUC ISD STUDENT GEO-CODING FALL 2019



- 2019: 98.1% of enrolled students live within the district boundary
- 15,639 total students



S.C.U.C. ISD QUARTERLY NEW HOME CONSTRUCTION



Starts	2013	2014	2015	2016	2017	2018	2019
1Q	173	158	170	158	193	201	214
2Q	198	195	231	193	193	207	196
3Q	215	184	286	199	161	198	198
4Q	136	165	247	147	169	183	225
Total	722	702	934	697	716	789	833

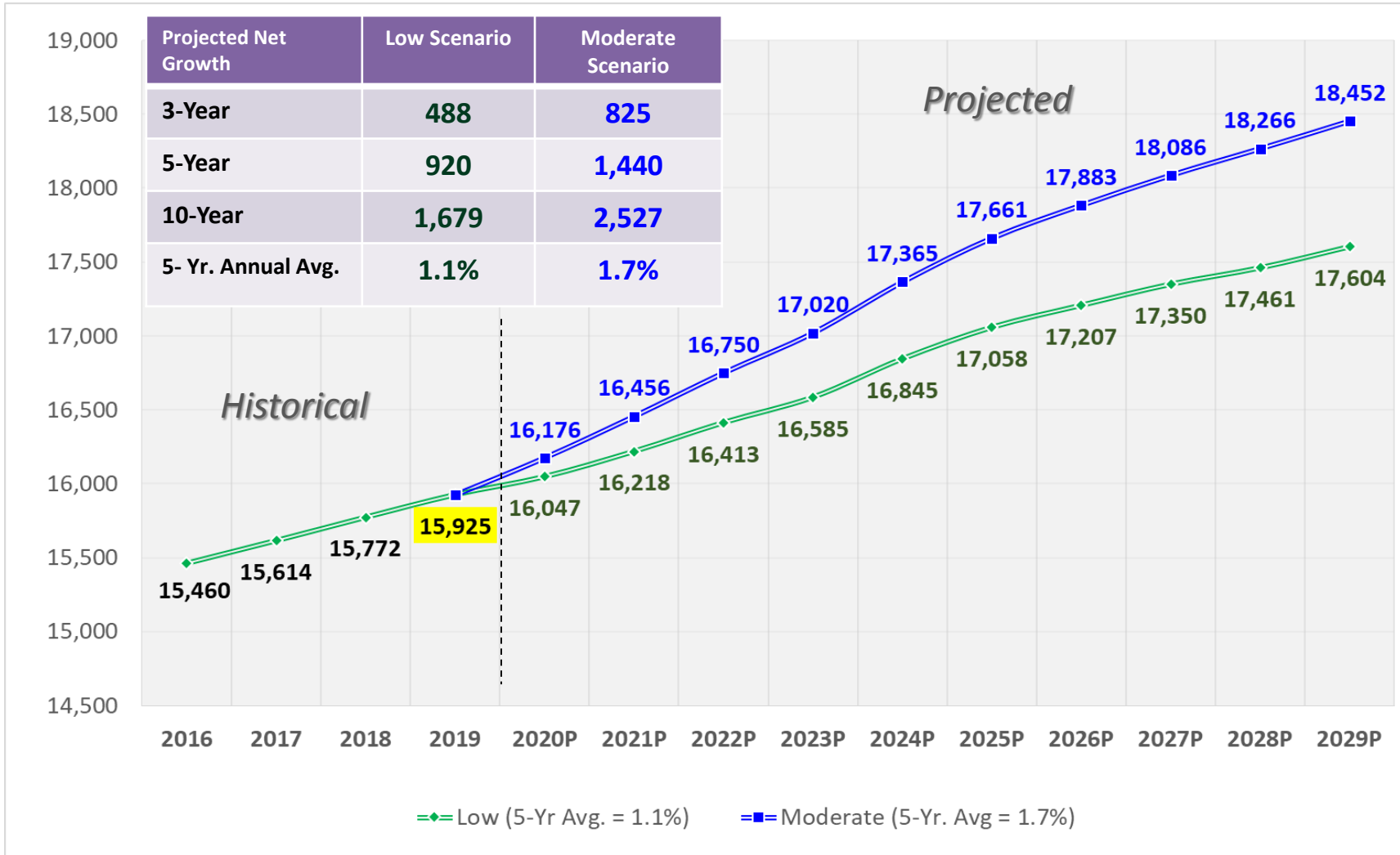
Closings	2013	2014	2015	2016	2017	2018	2019
1Q	154	119	149	238	189	165	176
2Q	181	179	176	248	176	193	236
3Q	177	163	224	216	185	198	233
4Q	170	163	162	172	138	147	172
Total	682	624	711	874	688	703	817

- Builders start 225 and close 172 new homes in the district during the 4th quarter



DISTRICT ENROLLMENT FORECAST

(FALL 2020- FALL 2029) - [DRAFT]



S.C.U.C. ISD

4Q19 Demographics Summary



- SCUC ISD's overall population is currently estimated to be 79,458 [+3.1% vs. 2018 (+2,412 people)]
- In 2019, the district is estimated to have 27,567 total households (HH), up 2.7% vs. 2018
- District enrollment as of Fall 2019 snapshot date is a record 15,925 students (+1.0% vs. Fall 2018)
- New homebuilders in SCUC ISD produced 833 starts and 817 closings in 2019, most since 2016/17 and the 5th most among all of Greater San Antonio school districts in 2019
- St. Hedwig area continues to grow; up to 215 annual starts and 147 annual closings
- Rose Garden ES attendance zone remains the most active with 341 annual starts.
- Schlather was the most active intermediate attendance zone with 438 annual closings (53.6%)
- 54.2% of new home activity in 2019 occurred in the Dobie JH/Steele HS zone
- District's median new home price now \$281,274
- Developers delivered 799 new single-family (SF) lots over the past 12 months
- 1,155 fully developed vacant single-family lots remaining as of December 30, 2019
- 1,222 future SF lots are currently under development (232 lots in St. Hedwig, 90 in Schertz, 900 in Cibolo) as two new areas of activity continue to emerge (FM 78 Corridor and St. Hedwig)
- Another 8,635 future SF residential lots are planned plus 658 apartment units
- SCUC ISD is projected to average 830 new home occupancies per year over the next 5 years
- District enrollment is projected to increase by 1.0-2.0% annually over the next 5 years
- Enrollment could reach 17,000 students by Fall 2024 and 18,000+ by Fall 2028